



Patches
KNITTING BOOK
NO. 216

6^{d.}

"ROCK-A-BYE"
See page 5

Requested Reprints of
SHAWLS AND COT COVERS



PATONS &
BALDWIN

"FEATHER"
See page 3



"BORONIA"
See page 3.

Feather

(ILLUSTRATED OPPOSITE)

MATERIALS:—

PATONS BEEHIVE Fingerring, 2-ply.

"Patonised"—Shrink-Resist Finish

Quantity 8 ozs.

Knitting Needles 1 pair No. 6.

MEASUREMENTS:—

48 ins. x 48 ins. (or size desired).

ABBREVIATIONS:—See page 18.

TENSION:—To get these measurements it is absolutely necessary to work to a tension to produce $5\frac{1}{2}$ stitches to the inch in width. Check tension—see page 18.

THE CENTRE.—Cast on 3 stitches.

1st row.—W.o.n., knit plain to end of row.

Repeat 1st row until there are sixty loops up each side of work.

In following row, decrease as follows:—W.o.n., K.3 tog., knit plain to end of row.

Repeat last row, until 3 sts. remain. Cast off.

This shawl can be made in larger sizes by repeating first row as given for centre until extra loops, divisible by twelve, are obtained at each side. Then for every extra twelve loops there will be one more pattern in border at each side of shawl.

THE BORDER.—With right side of work facing, pick up and knit loops from one side.

Work 1 row in Garter Stitch.

Proceed as follows:—

1st row.—Wl. fwd., K.3, * (wl. fwd., K.1) six times, K.6, repeat from * to last 9 sts., (wl. fwd., K.1) six times, K.3.

2nd row.—Wl. fwd., knit plain to end of row.

Repeat 2nd row twice.

5th row.—Wl. fwd., K.2, (K.2 tog.) three times, * (wl. fwd., K.1) six times, (K.2 tog.) six times, repeat from * to last 14 sts., (wl. fwd., K.1) six times, (K.2 tog.) three times, K.2.

Repeat 2nd row three times.

9th row.—Wl. fwd., K.3, K.2 tog., wl. fwd., K.1, (K.2 tog.) twice, * (wl. fwd., K.1) six times, (K.2 tog.) six times, repeat from * to the last 16 sts., (wl. fwd., K.1) six times, (K.2 tog.) twice, K.1, wl. fwd., K.2 tog., K.3. Repeat 2nd row three times.

(Continued on page 4.)

Boronia

(ILLUSTRATED OPPOSITE)

MATERIALS:—

PATONS BEEHIVE LADY BETTY, 3-ply.

"Patonised"—Shrink-Resist Finish

Quantity 13 ozs.

Knitting Needles 1 pair No. 8

MEASUREMENTS:—

54 ins. x 54 ins.

ABBREVIATIONS:—See page 18.

TENSION:—To get these measurements it is absolutely necessary to work to a tension to produce 7 stitches to the inch in width. Check tension—see page 18.

(The Shawl may be made larger by repeating the 1st row as given for the Centre, until extra loops, divisible by 16, are obtained at each side. Then for every extra 16 loops there will be one more pattern in the border at each side of the shawl.)

THE CENTRE.—Cast on 3 stitches.

1st row.—W.r.n., knit plain to end of row.

Repeat 1st row until there are 145 loops up each side of work.

Proceed as follows:—

1st row.—W.r.n., K.3 tog., knit plain to end of row.

Repeat 1st row until 3 sts. remain. Cast off.

THE BORDER.—With right side of work facing, knit up loops from one side.

In next row, W.r.n., knit plain to end of row.

Proceed as follows:—

1st row.—W.r.n., K.1, * K.5, (wl. fwd., slip 1, K.1, p.s.s.o.) three times, K.5, repeat from * to end of row

2nd and alternate rows.—W.r.n., knit plain to end of row.

3rd row.—W.r.n., K.3, * K.2, K.2 tog., wl. fwd., K.1, (wl. fwd., slip 1, K.1, p.s.s.o.) three times, K.5, repeat from * to end of row.

5th row.—W.r.n., K.5, * (K.2 tog., wl. fwd.) twice, K.1, (wl. fwd., slip 1, K.1, p.s.s.o.) three times, K.5, repeat from * to end of row.

7th row.—W.r.n., K.5, * (K.2 tog., wl. fwd.) three times, K.1, (wl. fwd., slip 1, K.1, p.s.s.o.) three times, K.3, repeat from * to last 2 sts, K.2.

9th row.—W.r.n., K.5, * (K.2 tog., wl. fwd.) three times, K.3, (wl. fwd., slip 1, K.1, p.s.s.o.) three times, K.1, repeat from * to last 4 sts., K.4.

11th row.—W.r.n., K.5, K.2 tog., * wl. fwd., (K.2 tog., wl. fwd.) twice, K.5, (wl. fwd., slip 1, K.1, p.s.s.o.) twice, wl. fwd., slip 1, K.2 tog., p.s.s.o., repeat from * to last 20 sts., wl. fwd., (K.2 tog., wl. fwd.) twice, K.5, (wl. fwd., slip 1, K.1, p.s.s.o.) three times, K.5.

13th row.—W.r.n., K.5, K.2 tog., * wl. fwd., (K.2 tog., wl. fwd.) twice, K.7, wl. fwd., slip 1, K.1, p.s.s.o., wl. fwd., slip 1, K.2 tog., p.s.s.o., repeat from * to last 6 sts., wl. fwd., K.6.

15th row.—W.r.n., K.5, K.2 tog., * wl. fwd., (K.2 tog., wl. fwd.) twice, K.9, wl. fwd., slip 1, K.2 tog., p.s.s.o., repeat from * to last 8 sts., wl. fwd., K.2 tog., wl. fwd., K.6.

16th row.—Like 2nd row.

Repeat from 1st to 16th row three times, then from 1st to 15th row once.

In next row, K.224, cast on 23 sts. (these 23 sts. form commencement of Peak).

THE PEAK.—K.23, turn.

Proceed as follows:—

1st row.—Slip 1, K.2, wl. fwd., K.2 tog., K.1, wl. fwd., K.2 tog., K.2, (wl. fwd., K.2 tog.) twice, K.5, wl. fwd., K.2 tog., wl. fwd., K.2.

2nd row.—K.18, wl. fwd., K.2 tog., K.1, wl. fwd., (K.2 tog.) twice, turn.

3rd row.—Slip 1, K.2, wl. fwd., K.2 tog., K.1, wl. fwd., K.2 tog., K.3, (wl. fwd., K.2 tog.) twice, K.5, wl. fwd., K.2 tog., wl. fwd., K.2.

4th row.—K.19, wl. fwd., K.2 tog., K.1, wl. fwd., (K.2 tog.) twice, turn.

5th row.—Slip 1, K.2, wl. fwd., K.2 tog., K.1, wl. fwd., K.2 tog., K.4, (wl. fwd., K.2 tog.) twice, K.5, wl. fwd., K.2 tog., wl. fwd., K.2.

6th row.—K.20, wl. fwd., K.2 tog., K.1, wl. fwd., (K.2 tog.) twice, turn.

7th row.—Slip 1, K.2, wl. fwd., K.2 tog., K.1, wl. fwd., K.2 tog., K.5, (wl. fwd., K.2 tog.) twice, K.5, wl. fwd., K.2 tog., wl. fwd., K.2.

8th row.—K.21, wl. fwd., K.2 tog., K.1, wl. fwd., (K.2 tog.) twice, turn.

9th row.—Slip 1, K.2, wl. fwd., K.2 tog., K.1, wl. fwd., K.2 tog., K.6, (wl. fwd., K.2 tog.) twice, K.5, wl. fwd., K.2 tog., wl. fwd., K.2.

10th row.—K.22, wl. fwd., K.2 tog., K.1, wl. fwd., (K.2 tog.) twice, turn.

11th row.—Slip 1, K.2, wl. fwd., K.2 tog., K.1, wl. fwd., K.2 tog., K.7, (wl. fwd., K.2 tog.) twice, K.5, wl. fwd., K.2 tog., wl. fwd., K.2.

12th row.—K.23, wl. fwd., K.2 tog., K.1, wl. fwd., (K.2 tog.) twice, turn.

13th row.—Slip 1, K.2, wl. fwd., K.2 tog., K.1, wl. fwd., K.2 tog., K.17, wl. fwd., K.2 tog., wl. fwd., K.2.

14th row.—K.24, wl. fwd., K.2 tog., K.1, wl. fwd., (K.2 tog.) twice, turn.

15th row.—Slip 1, K.2, wl. fwd., K.2 tog., K.1, wl. fwd., K.2 tog., K.22.

16th row.—Cast off 7 sts. loosely, K.17, wl. fwd., K.2 tog., K.1, wl. fwd., (K.2 tog.) twice, turn.

This completes one peak.

Repeat from 1st to 16th row, until all sts. from border have been worked up.

Slip these sts. on to a thread to be carried forward for next side.

With right side of work facing, commence again from beginning of border.

After working each border, pick up sts. of last row of peaks, and continue in pattern.

When four sides are completed, cast off peak sts.

Sew together cast-on and cast-off edges of peak.

Join together corners of border by sewing through loops very loosely, in Herringbone Stitch.

Roll in a damp cloth for several hours, then spread out flat, pinning each peak out separately, and leave until dry.

Feather (continued from page 3)

13th row.—Wl. fwd., K.3, (wl. fwd., K.1) twice, (K.2 tog.) four times, * (wl. fwd., K.1) six times, (K.2 tog.) six times, repeat from * to the last 19 sts., (wl. fwd., K.1) six times, (K.2 tog.) four times, (wl. fwd., K.1) twice, K.3.

Repeat 2nd row three times.

17th row.—Wl. fwd., K.3, (wl. fwd., K.1) three times, (K.2 tog.) five times, * (wl. fwd., K.1) six times, (K.2 tog.) six times, repeat from * to last 22 sts., (wl. fwd., K.1) six times, (K.2 tog.) five times, (wl. fwd., K.1) three times, K.3.

Repeat 2nd row three times.

21st row.—Wl. fwd., K.3 (wl. fwd., K.1) four times, (K.2 tog.) six times, * (wl. fwd., K.1) six times, (K.2 tog.) six times, repeat from * to last 7 sts., (wl. fwd., K.1) four times, K.3.

Repeat 2nd row three times.

25th row.—Wl. fwd., K.3, K.2 tog., (wl. fwd., K.1) five times, (K.2 tog.) six times, * (wl. fwd., K.1) six times, (K.2 tog.) six times, repeat from * to last 10 sts., (wl. fwd., K.1) five times, K.2 tog., K.3.

Repeat 2nd row three times.

29th row.—Wl. fwd., K.3 (K.2 tog.) twice, * (wl. fwd., K.1) six times, (K.2 tog.) six times, repeat from * to last 13 sts., (wl. fwd., K.1) six times, (K.2 tog.) twice, K.3.

Repeat 2nd row three times.

33rd row.—Wl. fwd., K.3, wl. fwd., K.1, (K.2 tog.) three times, * (wl. fwd., K.1) six times, (K.2 tog.) six times, repeat from * to last 16 sts., (wl. fwd., K.1) six times, (K.2 tog.) three times, K.1, wl. fwd., K.3.

Repeat 2nd row three times.

37th row.—Wl. fwd., K.3, (wl. fwd., K.1) twice, (K.2 tog.) four times, * (wl. fwd., K.1) six times, (K.2 tog.) six times, repeat from * to last 19 sts., (wl. fwd., K.1) six times, (K.2 tog.) four times, (wl. fwd., K.1) twice, K.3.

Repeat 2nd row three times.

41st row.—Wl. fwd., K.3, (wl. fwd., K.1) three times, (K.2 tog.) five times, * (wl. fwd., K.1) six times, (K.2 tog.) six times, repeat from * to last 22 sts., (wl. fwd., K.1) six times, (K.2 tog.) five times, (wl. fwd., K.1) three times, K.3.

Repeat 2nd row three times.

45th row.—Wl. fwd., K.3, (wl. fwd., K.1) four times, (K.2 tog.) six times, * (wl. fwd., K.1) six times, (K.2 tog.) six times, repeat from * to last 7 sts., (wl. fwd., K.1) four times, K.3.

Repeat 2nd row three times.

49th row.—Wl. fwd., K.3, K.2 tog., (wl. fwd., K.1) five times, (K.2 tog.) six times, * (wl. fwd., K.1) six times, (K.2 tog.) six times, repeat from * to last 10 sts., (wl. fwd., K.1) five times, K.2 tog., K.3.

Repeat 2nd row three times.

53rd row.—Wl. fwd., K.3, (K.2 tog.) twice, * (wl. fwd., K.1) six times, (K.2 tog.) six times, repeat from * to last 13 sts., (wl. fwd., K.1) six times, (K.2 tog.) twice, K.3.

Repeat 2nd row three times.

57th row.—Wl. fwd., K.3, wl. fwd., K.1, (K.2 tog.) three times, * (wl. fwd., K.1) six times, (K.2 tog.) six times, repeat from * to last 16 sts., (wl. fwd., K.1) six times, (K.2 tog.) three times, K.1, wl. fwd., K.3.

58th row.—Wl. fwd., knit plain to end of row.

59th row.—Like 58th row.

60th row.—Wl. fwd., knit plain to end of row, at end of which cast on 17 sts. (these 17 sts. form commencement of Peak).

THE PEAK.—K.16, K.2 tog., turn.

1st row.—Slip 1, K.1, wl. fwd., K.2 tog., K.3, K.2 tog., wl. fwd., K.1, wl. fwd., K.2 tog., K.1, wl. fwd., K.2 tog., wl. fwd., K.2.

2nd row.—K.15, wl. fwd., (K.2 tog.) twice, turn.

3rd row.—Slip 1, K.1, wl. fwd., K.2 tog., K.2, K.2 tog., wl. fwd., K.3, wl. fwd., K.2 tog., K.1, wl. fwd., K.2 tog., wl. fwd., K.2.

4th row.—K.16, wl. fwd., (K.2 tog.) twice, turn.

5th row.—Slip 1, K.1, wl. fwd., K.2 tog., K.1, K.2 tog., wl. fwd., K.5, wl. fwd., K.2 tog., K.1, wl. fwd., K.2 tog., wl. fwd., K.2.

6th row.—K.17, wl. fwd., (K.2 tog.) twice, turn.

7th row.—Slip 1, K.1, wl. fwd., K.2 tog., K.3, wl. fwd., K.2 tog., K.1, K.2 tog., wl. fwd., K.4, wl. fwd., K.2 tog., wl. fwd., K.2.

8th row.—K.18, wl. fwd., (K.2 tog.) twice, turn.

9th row.—Slip 1, K.1, wl. fwd., K.2 tog., K.4, wl. fwd., slip 1, K.2 tog., p.s.s.o., wl. fwd., K.6, wl. fwd., K.2 tog., wl. fwd., K.2.

10th row.—Cast off 5 sts. loosely, K.14, wl. fwd., (K.2 tog.) twice.

This completes one peak. Repeat from 1st to 10th row, until all sts. from border have been worked up.

Then slip these sts. on to a thread to be carried forward for next side.

With right side of work facing, commence again from beginning of border.

After working each border, pick up sts. of last row of peaks and continue in pattern.

When four sides are completed, cast off peak sts.

Sew together cast-on and cast-off edges of peak.

Join together corners of border by sewing through loops, very loosely, in Herringbone Stitch.

Roll in a damp cloth for several hours, then spread out flat, pinning each peak out separately, and leave until dry.

Rock-a-Bye

(ILLUSTRATED ON FRONT COVER)

MATERIALS:—

PATONS BEEHIVE BABY WOOL.

"Patonised"—Shrink-Resist Finish

Quantity 1 lb. 2 ozs.

Knitting Needles 1 pair No. 9.

MEASUREMENTS:—

57 ins. x 57 ins.

ABBREVIATIONS:—See page 18.

TENSION:—To get these measurements, it is absolutely necessary to work at a tension to produce 7 stitches to the inch in width. Check tension—see page 18.

Cast on 47 stitches.

*** 1st row.—K.7, turn.

2nd row.—K.2 tog., K.1, wl. fwd., K.2 tog., wl. fwd., K.2.

3rd row.—K.7, knit up next cast-on st., turn.

4th row.—K.2, (wl. fwd., K.2 tog.) twice, wl. fwd., K.2.

5th row.—K.9, knit up next cast-on st., turn.

6th row.—K.4, (wl. fwd., K.2 tog.) twice, wl. fwd., K.2.

7th row.—K.11, knit up next cast-on st., turn.

8th row.—K.1, K.2 tog., (wl. fwd.) twice, K.2 tog., K.3, wl. fwd., K.2 tog., wl. fwd., K.2.

Continue working in this manner, knitting up 1 more cast-on st. in every alternate row and working (wl. fwd.) twice as 2 sts. throughout.

10th row.—K.4, K.2 tog., (wl. fwd.) twice, K.2 tog., K.2, wl. fwd., K.2 tog., wl. fwd., K.2.

12th row.—K.3, K.2 tog., (wl. fwd.) twice, K.2 tog., K.2, (K.2 tog., wl. fwd.) twice, K.2 tog., K.1.

14th row.—K.2, K.2 tog., (wl. fwd.) twice, K.2 tog., K.1, (K.2 tog., wl. fwd.) three times, K.2 tog., K.1.

16th row.—K.1, K.2 tog., (wl. fwd.) twice, K.2 tog., K.2, (K.2 tog., wl. fwd.) three times, K.2 tog., K.1.

18th row.—K.2, (wl. fwd.) twice, K.2 tog., K.1, (K.2 tog., wl. fwd.) four times, K.2 tog., K.1.

20th row.—K.2, (wl. fwd.) twice, K.2 tog., K.2, (K.2 tog., wl. fwd.) four times, K.2 tog., K.1.

22nd row.—K.5, (K.2 tog., wl. fwd.) five times, K.2 tog., K.1.

24th row.—K.5, (K.2 tog., wl. fwd.) five times, K.2 tog., K.1.

26th row.—K.3, (K.2 tog., wl. fwd.) six times, K.2 tog., K.1.

28th row.—K.3, (K.2 tog., wl. fwd.) six times, K.2 tog., K.1.

30th row.—K.4, K.2 tog., (wl. fwd., K.2 tog.) five times, wl. fwd., K.2.

32nd row.—K.2, K.2 tog., (wl. fwd.) twice, K.2 tog., K.3, (wl. fwd., K.2 tog.) four times, wl. fwd., K.2.

34th row.—K.5, K.2 tog., (wl. fwd.) twice, K.2 tog., K.2, (wl. fwd., K.2 tog.) four times, wl. fwd., K.2.

36th row.—K.8, K.2 tog., (wl. fwd.) twice, K.2 tog., K.3, (wl. fwd., K.2 tog.) three times, wl. fwd., K.2.

38th row.—K.11, K.2 tog., (wl. fwd.) twice, K.2 tog., K.2, (wl. fwd., K.2 tog.) three times, wl. fwd., K.2.

40th row.—K.14, K.2 tog., (wl. fwd.) twice, K.2 tog., K.3. (wl. fwd., K.2 tog.) twice, wl. fwd., K.2
 42nd row.—K.5, K.2 tog., (wl. fwd.) twice, K.2 tog., K.8, K.2 tog., (wl. fwd.) twice, K.2 tog., K.2. (wl. fwd., K.2 tog.) twice, wl. fwd., K.2.
 44th row.—K.4, K.2 tog., (wl. fwd.) twice, (K.2 tog.) twice, (wl. fwd.) twice, K.2 tog., K.8, K.2 tog., (wl. fwd.) twice, K.2 tog., K.3, wl. fwd., K.2 tog., wl. fwd., K.2.
 46th row.—K.3, * K.2 tog., (wl. fwd.) twice, K.2 tog., repeat from * twice, K.8, K.2 tog., (wl. fwd.) twice, K.2 tog., K.2., wl. fwd., K.2 tog., wl. fwd., K.2.
 48th row.—K.6, K.2 tog., (wl. fwd.) twice, (K.2 tog.) twice, (wl. fwd.) twice, K.2 tog., K.8, K.2 tog., (wl. fwd.) twice, K.2 tog., K.2. (K.2 tog., wl. fwd.) twice, K.2 tog., K.1.
 50th row.—K.9, K.2 tog., (wl. fwd.) twice, K.2 tog., K.8, K.2 tog., (wl. fwd.) twice, K.2 tog., K.1. (K.2 tog., wl. fwd.) three times, K.2 tog., K.1.
 52nd row.—K.2, (wl. fwd.) twice, K.2 tog., K.16, K.2 tog., (wl. fwd.) twice, K.2 tog., K.2. (K.2 tog., wl. fwd.) three times, K.2 tog., K.1.
 54th row.—K.2 tog., wl. fwd., K.2, K.2 tog., (wl. fwd.) twice, K.2 tog., K.12, K.2 tog., (wl. fwd.) twice, K.2 tog., K.1. (K.2 tog., wl. fwd.) four times, K.2 tog., K.1.
 56th row.—K.1, (wl. fwd., K.2 tog.), twice, K.2, K.2 tog., (wl. fwd.) twice, K.2 tog., K.8, K.2 tog., (wl. fwd.) twice, K.2 tog., K.2. (K.2 tog., wl. fwd.) four times, K.2 tog., K.1.
 58th row.—K.1, (wl. fwd., K.2 tog.) four times, K.1, K.2 tog., (wl. fwd.) twice, K.2 tog., K.4, K.2 tog., (wl. fwd.) twice, K.2 tog., K.1. (K.2 tog., wl. fwd.) five times, K.2 tog., K.1.
 60th row.—K.1, (wl. fwd., K.2 tog.) five times, K.2, K.2 tog., (wl. fwd.) twice, (K.2 tog.) twice, (wl. fwd.) twice, K.2 tog., K.2. (K.2 tog., wl. fwd.) five times, K.2 tog., K.1.
 62nd row.—K.3, (wl. fwd., K.2 tog.) six times, K.1, K.2 tog., (wl. fwd.) twice, K.2 tog., K.1. (K.2 tog., wl. fwd.) six times, K.2 tog., K.1.
 64th row.—K.5, (wl. fwd., K.2 tog.) six times, K.4, (K.2 tog., wl. fwd.) six times, K.2 tog., K.1.
 66th row.—K.4, (K.2 tog., wl. fwd.) six times, K.2, K.2 tog., (wl. fwd.) twice, K.2 tog., K.2. (wl. fwd., K.2 tog.) five times, wl. fwd., K.2.
 68th row.—K.4, (K.2 tog., wl. fwd.) five times, K.3, K.2 tog., (wl. fwd.) twice, (K.2 tog.) twice, (wl. fwd.) twice, K.2 tog., K.3, (wl. fwd., K.2 tog.) four times, wl. fwd., K.2.
 70th row.—K.4, (K.2 tog., wl. fwd.) five times, K.2, K.2 tog., (wl. fwd.) twice, K.2 tog., K.4, K.2 tog., (wl. fwd.) twice, K.2 tog., K.2. (wl. fwd., K.2 tog.) four times, wl. fwd., K.2.
 72nd row.—K.4, (K.2 tog., wl. fwd.) four times, K.3, K.2 tog., (wl. fwd.) twice, K.2 tog., K.8, K.2 tog., (wl. fwd.) twice, K.2 tog., K.3, (wl. fwd., K.2 tog.) three times, wl. fwd., K.2.
 74th row.—K.4, (K.2 tog., wl. fwd.) four times, K.2, K.2 tog., (wl. fwd.) twice, K.2 tog., K.12, K.2 tog., (wl. fwd.) twice, K.2 tog., K.2 (wl. fwd., K.2 tog.) three times, wl. fwd., K.2.
 76th row.—K.4, (K.2 tog., wl. fwd.) three times, K.3, K.2 tog., (wl. fwd.) twice, K.2 tog., K.16, K.2 tog., (wl. fwd.) twice, K.2 tog., K.3. (wl. fwd., K.2 tog.) twice, wl. fwd., K.2.
 78th row.—K.4, (K.2 tog., wl. fwd.) three times, K.2, K.2 tog., (wl. fwd.) twice, K.2 tog., K.8, K.2 tog., (wl. fwd.) twice, K.2 tog.) twice, K.2, (wl. fwd., K.2 tog.) twice, wl. fwd., K.2.
 79th row.—K.49, K.2 tog. (50 sts.).

80th row.—K.4, (K.2 tog., wl. fwd.) twice, K.3, K.2 tog., (wl. fwd.) twice, K.2 tog., K.8, K.2 tog., (wl. fwd.) twice, (K.2 tog.) twice, (wl. fwd.) twice, K.2 tog., K.8, K.2 tog., (wl. fwd.) twice, K.2 tog., K.3, wl. fwd., K.2 tog., wl. fwd., K.2.
 81st and alternate rows.—Knit plain, knitting (wl. fwd.) twice of previous row, as two separate sts.
 82nd row.—K.3, (K.2 tog., wl. fwd.) twice, K.2, K.2 tog., (wl. fwd.) twice, K.2 tog., K.8, * K.2 tog., (wl. fwd.) twice, K.2 tog., repeat from * twice, K.8, K.2 tog., (wl. fwd.) twice, K.2 tog., K.2, wl. fwd., K.2 tog., wl. fwd., K.2.
 84th row.—K.5, (wl. fwd., K.2 tog.) twice, K.2, K.2 tog., (wl. fwd.) twice, K.2 tog., K.8, K.2 tog., (wl. fwd.) twice, (K.2 tog.) twice, (wl. fwd.) twice, K.2 tog., K.8, K.2 tog., (wl. fwd.) twice, K.2 tog., K.2. (K.2 tog., wl. fwd.) twice, K.2 tog., K.1.
 86th row.—K.6, (wl. fwd., K.2 tog.) three times, K.1, K.2 tog., (wl. fwd.) twice, K.2 tog., K.8, K.2 tog., (wl. fwd.) twice, K.2 tog., K.8, K.2 tog., (wl. fwd.) twice, K.2 tog., K.1. (K.2 tog., wl. fwd.) three times, K.2 tog., K.1.
 88th row.—K.7, (wl. fwd., K.2 tog.) three times, K.2, K.2 tog., (wl. fwd.) twice, K.2 tog., K.16, K.2 tog., (wl. fwd.) twice, K.2 tog., K.2. (K.2 tog., wl. fwd.) three times, K.2 tog., K.1.
 90th row.—K.8, (wl. fwd., K.2 tog.) four times, K.1, K.2 tog., (wl. fwd.) twice, K.2 tog., K.12, K.2 tog., (wl. fwd.) twice, K.2 tog., K.1. (K.2 tog., wl. fwd.) four times, K.2 tog., K.1.
 92nd row.—K.9, (wl. fwd., K.2 tog.) four times, K.2, K.2 tog., (wl. fwd.) twice, K.2 tog., K.8, K.2 tog., (wl. fwd.) twice, K.2 tog., K.2. (K.2 tog., wl. fwd.) four times, K.2 tog., K.1.
 94th row.—K.10, (wl. fwd., K.2 tog.) five times, K.1, K.2 tog., (wl. fwd.) twice, K.2 tog., K.4, K.2 tog., (wl. fwd.) twice, K.2 tog., K.1. (K.2 tog., wl. fwd.) five times, K.2 tog., K.1.
 96th row.—K.11, (wl. fwd., K.2 tog.) five times, K.2, K.2 tog., (wl. fwd.) twice, (K.2 tog.) twice, (wl. fwd.) twice, K.2 tog., K.2. (K.2 tog., wl. fwd.) five times, K.2 tog., K.1.
 98th row.—K.12, (wl. fwd., K.2 tog.) six times, K.1, K.2 tog., (wl. fwd.) twice, K.2 tog., K.1. (K.2 tog., wl. fwd.) six times, K.2 tog., K.1.
 100th row.—K.13, (wl. fwd., K.2 tog.) six times, K.4, (K.2 tog., wl. fwd.) six times, K.2 tog., K.1.
 101st row.—Like 81st row.
 Proceed as follows.
 ** 1st row.—K.11, (K.2 tog., wl. fwd.) six times, K.2, K.2 tog., (wl. fwd.) twice, K.2 tog., K.2. (wl. fwd., K.2 tog.) five times, wl. fwd., K.2.
 2nd and alternate rows.—Knit plain, knitting (wl. fwd.) twice as 2 separate sts.
 3rd row.—K.10, (K.2 tog., wl. fwd.) five times, K.3, K.2 tog., (wl. fwd.) twice, (K.2 tog.) twice, (wl. fwd.) twice, K.2 tog., K.3. (wl. fwd., K.2 tog.) four times, wl. fwd., K.2.
 5th row.—K.9, (K.2 tog., wl. fwd.) five times, K.2, K.2 tog., (wl. fwd.) twice, K.2 tog., K.4, K.2 tog., (wl. fwd.) twice, K.2 tog., K.2. (wl. fwd., K.2 tog.) four times, wl. fwd., K.2.
 7th row.—K.8, (K.2 tog., wl. fwd.) four times, K.3, K.2 tog., (wl. fwd.) twice, K.2 tog., K.8, K.2 tog., (wl. fwd.) twice, K.2 tog., K.3. (wl. fwd., K.2 tog.) three times, wl. fwd., K.2.

9th row.—K.7, (K.2 tog., wl. fwd.) four times, K.2, K.2 tog., (wl. fwd.) twice, K.2 tog., K.12, K.2 tog., (wl. fwd.) twice, K.2 tog., K.2, (wl. fwd., K.2 tog.) three times, wl. fwd., K.2.

11th row.—K.6, (K.2 tog., wl. fwd.) three times, K.3, K.2 tog., (wl. fwd.) twice, K.2 tog., K.16, K.2 tog., (wl. fwd.) twice, K.2 tog., K.3, (wl. fwd., K.2 tog.) twice, wl. fwd., K.2.

13th row.—K.5, (K.2 tog., wl. fwd.) three times, K.2, K.2 tog., (wl. fwd.) twice, K.2 tog., K.8, K.2 tog., (wl. fwd.) twice, K.2 tog.) twice, K.2, (wl. fwd., K.2 tog.) twice, wl. fwd., K.2.

15th row.—K.4, (K.2 tog., wl. fwd.) twice, K.3, K.2 tog., (wl. fwd.) twice, K.2 tog., K.8, K.2 tog., (wl. fwd.) twice, (K.2 tog.) twice, (wl. fwd.) twice, K.2 tog., K.8, K.2 tog., (wl. fwd.) twice, K.2 tog., K.3, wl. fwd., K.2 tog., wl. fwd., K.2.

17th row.—K.3, (K.2 tog., wl. fwd.) twice, K.2, K.2 tog., (wl. fwd.) twice, K.2 tog., K.8, * K.2 tog., (wl. fwd.) twice, K.2 tog., repeat from * twice, K.8, K.2 tog., (wl. fwd.) twice, K.2 tog., K.2, wl. fwd., K.2 tog., wl. fwd., K.2.

19th row.—K.5, (wl. fwd., K.2 tog.) twice, K.2, K.2 tog., (wl. fwd.) twice, K.2 tog., K.8, K.2 tog., (wl. fwd.) twice, (K.2 tog.) twice, (wl. fwd.) twice, K.2 tog., K.8, K.2 tog., (wl. fwd.) twice, K.2 tog., K.2, (K.2 tog., wl. fwd.) twice, K.2 tog., K.1.

Repeat from 85th to 101st row once. **

Repeat from ** to ** eleven times, then from 1st to 19th row once.

20th row.—Knit plain to last st., turn.

21st row.—K.5, (wl. fwd., K.2 tog.) three times, K.1, K.2 tog., (wl. fwd.) twice, K.2 tog., K.8, K.2 tog., (wl. fwd.) twice, K.2 tog., K.8, K.2 tog., (wl. fwd.) twice, K.2 tog., K.1, (K.2 tog., wl. fwd.) three times, K.2 tog., K.1.

22nd row.—Knit plain to last 2 sts., turn.

23rd row.—K.5, (wl. fwd., K.2 tog.) three times, K.2, K.2 tog., (wl. fwd.) twice, K.2 tog., K.16, K.2 tog., (wl. fwd.) twice, K.2 tog., K.2, (K.2 tog., wl. fwd.) three times, K.2 tog., K.1.

24th row.—Knit plain to last 3 sts., turn.

25th row.—K.5, (wl. fwd., K.2 tog.) four times, K.1, K.2 tog., (wl. fwd.) twice, K.2 tog., K.12, K.2 tog., (wl. fwd.) twice, K.2 tog., K.1, (K.2 tog., wl. fwd.) four times, K.2 tog., K.1.

Continue in this manner, working 1 st. less in every alternate row.

27th row.—K.5, (wl. fwd., K.2 tog.) four times, K.2, K.2 tog., (wl. fwd.) twice, K.2 tog., K.8, K.2 tog., (wl. fwd.) twice, K.2 tog., K.2, (K.2 tog., wl. fwd.) four times, K.2 tog., K.1.

29th row.—K.5, (wl. fwd., K.2 tog.) five times, K.1, K.2 tog., (wl. fwd.) twice, K.2 tog., K.4, K.2 tog., (wl. fwd.) twice, K.2 tog., K.1, (K.2 tog., wl. fwd.) five times, K.2 tog., K.1.

31st row.—K.5, (wl. fwd., K.2 tog.) five times, K.2, K.2 tog., (wl. fwd.) twice, (K.2 tog.) twice, (wl. fwd.) twice, K.2 tog., K.2, (K.2 tog., wl. fwd.) five times, K.2 tog., K.1.

33rd row.—K.5, (wl. fwd., K.2 tog.) six times, K.1, K.2 tog., (wl. fwd.) twice, K.2 tog., K.1, (K.2 tog., wl. fwd.) six times, K.2 tog., K.1.

35th row.—K.5, (wl. fwd., K.2 tog.) six times, K.4, (K.2 tog., wl. fwd.) six times, K.2 tog., K.1.

37th row.—K.2, (K.2 tog., wl. fwd.) six times, K.2, K.2 tog., (wl. fwd.) twice, K.2 tog., K.2, (wl. fwd., K.2 tog.) five times, wl. fwd., K.2.

39th row.—(K.2 tog., wl. fwd.) five times, K.3, K.2 tog., (wl. fwd.) twice, (K.2 tog.) twice, (wl. fwd.) twice, K.2 tog., K.3, (wl. fwd., K.2 tog.) four times, wl. fwd., K.2.

41st row.—(K.2 tog., wl. fwd.) four times, K.2, K.2 tog., (wl. fwd.) twice, K.2 tog., K.4, K.2 tog., (wl. fwd.) twice, K.2 tog., K.2, (wl. fwd., K.2 tog.) four times, wl. fwd., K.2.

43rd row.—(K.2 tog., wl. fwd.) twice, K.3, K.2 tog., (wl. fwd.) twice, K.2 tog., K.8, K.2 tog., (wl. fwd.) twice, K.2 tog., K.3, (wl. fwd., K.2 tog.) three times, wl. fwd., K.2.

45th row.—K.2 tog., wl. fwd., K.2, K.2 tog., (wl. fwd.) twice, K.2 tog., K.12, K.2 tog., (wl. fwd.) twice, K.2 tog., K.2, (wl. fwd., K.2 tog.) three times, wl. fwd., K.2.

47th row.—K.1, K.2 tog., (wl. fwd.) twice, K.2 tog., K.16, K.2 tog., (wl. fwd.) twice, K.2 tog., K.3, (wl. fwd., K.2 tog.) twice, wl. fwd., K.2.

49th row.—K.10, K.2 tog., (wl. fwd.) twice, K.2 tog., K.8, K.2 tog., (wl. fwd.) twice, K.2 tog., K.2, (wl. fwd., K.2 tog.) twice, wl. fwd., K.2.

51st row.—K.7, K.2 tog., (wl. fwd.) twice, (K.2 tog.) twice, (wl. fwd.) twice, K.2 tog., K.8, K.2 tog., (wl. fwd.) twice, K.2 tog., K.3, wl. fwd., K.2 tog., wl. fwd., K.2.

53rd row.—K.4, * K.2 tog., (wl. fwd.) twice, K.2 tog., repeat from * twice, K.8, K.2 tog., (wl. fwd.) twice, K.2 tog., K.2, wl. fwd., K.2 tog., wl. fwd., K.2.

55th row.—K.5, K.2 tog., (wl. fwd.) twice, (K.2 tog.) twice, (wl. fwd.) twice, K.2 tog., K.8, K.2 tog., (wl. fwd.) twice, K.2 tog., K.2, (K.2 tog., wl. fwd.) twice, K.2 tog., K.1.

57th row.—K.6, K.2 tog., (wl. fwd.) twice, K.2 tog., K.8, K.2 tog., (wl. fwd.) twice, K.2 tog., K.1, (K.2 tog., wl. fwd.) three times, K.2 tog., K.1.

59th row.—K.15, K.2 tog., (wl. fwd.) twice, K.2 tog., K.2, (K.2 tog., wl. fwd.) three times, K.2 tog., K.1.

61st row.—K.12, K.2 tog., (wl. fwd.) twice, K.2 tog., K.1 (K.2 tog., wl. fwd.) four times, K.2 tog., K.1.

63rd row.—K.9, K.2 tog., (wl. fwd.) twice, K.2 tog., K.2, (K.2 tog., wl. fwd.) four times, K.2 tog., K.1.

65th row.—K.6, K.2 tog., (wl. fwd.) twice, K.2 tog., K.1, (K.2 tog., wl. fwd.) five times, K.2 tog., K.1.

67th row.—K.3, K.2 tog., (wl. fwd.) twice, K.2 tog., K.2, (K.2 tog., wl. fwd.) five times, K.2 tog., K.1.

69th row.—K.5, (K.2 tog., wl. fwd.) six times, K.2 tog., K.1.

71st row.—K.3, (K.2 tog., wl. fwd.) six times, K.2 tog., K.1.

73rd row.—K.4, (wl. fwd., K.2 tog.) five times, wl. fwd., K.2.

75th row.—K.6, (wl. fwd., K.2 tog.) four times, wl. fwd., K.2.

77th row.—K.6, (wl. fwd., K.2 tog.) four times, wl. fwd., K.2.

79th row.—K.1, K.2 tog., (wl. fwd.) twice, K.2 tog., K.3, (wl. fwd., K.2 tog.) three times, wl. fwd., K.2.

81st row.—K.2, K.2 tog., (wl. fwd.) twice, K.2 tog., K.2, (wl. fwd., K.2 tog.) three times, wl. fwd., K.2.

83rd row.—K.3, K.2 tog., (wl. fwd.) twice, K.2 tog., K.3, (wl. fwd., K.2 tog.) twice, wl. fwd., K.2.

85th row.—K.4, K.2 tog., (wl. fwd.) twice, K.2 tog., K.2, (wl. fwd., K.2 tog.) twice, wl. fwd., K.2.

87th row.—K.5, K.2 tog., (wl. fwd.) twice, K.2 tog., K.3, wl. fwd., K.2 tog., wl. fwd., K.2.

- 89th row.—K.6. K.2 tog.. (wl. fwd.) twice, K.2 tog., K.2. wl. fwd., K.2 tog., wl. fwd., K.2.
 91st row.—K.3, K.2 tog.. (wl. fwd.) twice, K.2 tog., K.2. (K.2 tog., wl. fwd.) twice, K.2 tog., K.1.
 93rd row.—K.5, (K.2 tog., wl. fwd.) three times, K.2 tog., K.1.
 95th row.—K.3, (K.2 tog., wl. fwd.) three times, K.2 tog., K.1.
 97th row.—K.1, (K.2 tog., wl. fwd.) three times, K.2 tog., K.1.
 99th row.—K.1, (K.2 tog., wl. fwd.) twice, K.2 tog., K.1.
 100th row.—K.6. turn. ***

Repeat from *** to *** three times, but instead of knitting up cast-on st., knit up corresponding edge sts. of first half of corner. Cast off.

THE CENTRE.—Using No. 9 Needles, cast on 265 stitches.

- 1st row.—Knit plain.
 2nd row.—K.2, * wl. fwd., K.2 tog., repeat from * to last st., K.1.
 3rd row.—Knit plain.
 4th row.—K.2, wl. fwd., K.2 tog., knit plain to last 3 sts., wl. fwd., K.2 tog., K.1.
 5th row.—Knit plain.
 Proceed as follows:—
 1st row.—K.2, wl. fwd., K.2 tog., K.7, * K.2 tog., (wl. fwd.) twice, K.2 tog., K.20, repeat from * to last 14 sts., K.2 tog., (wl. fwd.) twice, K.2 tog., K.7, wl. fwd., K.2 tog., K.1.

- 2nd and alternate rows.—Knit plain.
 3rd row.—K.2, wl. fwd., K.2 tog., K.5, * K.2 tog., (wl. fwd.) twice, (K.2 tog.) twice, (wl. fwd.) twice, K.2 tog., K.16, repeat from * to last 16 sts., K.2 tog., (wl. fwd.) twice, (K.2 tog.) twice, (wl. fwd.) twice, K.2 tog., K.5, wl. fwd., K.2 tog., K.1.
 5th row.—K.2, wl. fwd., K.2 tog., K.3, * [K.2 tog., (wl. fwd.) twice, K.2 tog.] three times, K.12, repeat from * to last 18 sts., [K.2 tog., (wl. fwd.) twice, K.2 tog.] three times, K.3, wl. fwd., K.2 tog., K.1.

- 7th row.—Like 3rd row.
 9th row.—Like 1st row.
 11th row.—K.2, wl. fwd., K.2 tog., K.19, * K.2 tog., (wl. fwd.) twice, K.2 tog., K.20, repeat from * to last 26 sts., K.2 tog., (wl. fwd.) twice, K.2 tog., K.19, wl. fwd., K.2 tog., K.1.
 13th row.—K.2, wl. fwd., K.2 tog., K.17, * K.2 tog., (wl. fwd.) twice, (K.2 tog.) twice, (wl. fwd.) twice, K.2 tog., K.16, repeat from * to last 4 sts., K.1, wl. fwd., K.2 tog., K.1.

- 15th row.—K.2, wl. fwd., K.2 tog., K.15, * [K.2 tog., (wl. fwd.) twice, K.2 tog.] three times, K.12, repeat from * to last 6 sts., K.3, wl. fwd., K.2 tog., K.1.
 17th row.—Like 13th row.
 19th row.—Like 11th row.
 20th row.—Like 2nd row.

Repeat these 20 rows nineteen times.

- Proceed as follows:—
 1st row.—K.2, wl. fwd., K.2 tog., knit plain to last 4 sts., K.2 tog., wl. fwd., K.2.
 2nd row.—Knit plain.
 3rd row.—K.2, * wl. fwd., K.2 tog., repeat from * to last st., K.1.
 4th row.—Knit plain. Cast off.

TO MAKE UP SHAWL.—With a slightly damp cloth and warm iron, press lightly. Sew border of Shawl to centre.

Water Lily

(ILLUSTRATED OPPOSITE)

MATERIALS:—

PATONS BEEHIVE LADY BETTY, 2-ply.
 "Patonsised"—Shrink-Resist Finish

- Quantity 8 ozs.
 A No. 9 Crochet Hook.

MEASUREMENT:—

From centre to outer edge, 29 ins.

ABBREVIATIONS:—See page 18.

TENSION:—To get this measurement it is absolutely necessary to work at a tension to produce trebles $\frac{1}{2}$ an inch in height for first 3 rounds, $\frac{3}{4}$ of an inch in height for next 6 rounds, then 1 inch in height throughout rest of Shawl. Check tension—see page 18.

Commencing at centre of Shawl, make 8 ch., join into ring with s.c.

1st round.—3 ch., (1 tr., 1 ch.) thirteen times into ring, join with s.c. into top of 3 ch.

2nd round.—3 ch., (1 tr., 1 ch.) in first sp., (1 tr., 1 ch., 1 tr., 1 ch.) in each sp., join with s.c. into top of 3 ch. (making 28 tr. in all).

3rd round.—3 ch., (1 tr., 1 ch.) in first sp., (1 tr., 1 ch.) in next sp., * (1 tr., 1 ch., 1 tr., 1 ch.) in next sp., (1 tr., 1 ch.) in next sp., repeat from * to end of round, join with s.c. into top of 3 ch.

4th round.—3 ch., work a loop tr., in first sp., as follows: (wool over hook, draw loop through sp., wool over hook, draw another loop through same sp., wool over hook, draw loop through all sts. on hook), 1 ch., (1 tr., 1 ch.) in each of next 2 sp., * (1 loop tr., 1 ch., 1 loop tr., 1 ch.) in next sp., (1 tr., 1 ch.) in each of next 2 sp., repeat from * to end of round, join with s.c. into top of 3 ch. (there should now be 14 groups of loop tr. with 2 tr., 1 ch., between each).


Continue in this manner, working groups of loop tr. between loop tr. of previous round and working 1 tr., 1 ch., into each sp. between groups (there will be an extra 1 tr., 1 ch., between each two groups of loop tr. in every succeeding round), until there are 22 tr. between each two groups of loop tr.

Work border as follows:—

1st round.—3 ch., (standing for first loop tr.), 1 loop tr., 1 ch. in first sp., * miss 1 sp., (1 tr., 1 ch., 1 tr., 1 ch.) in next sp., miss 1 sp., (1 tr., 1 ch., 1 tr., 1 ch.) in next sp., miss 1 sp., (1 tr., 1 ch., 1 tr., 1 ch.) in next sp., miss 1 sp., (1 loop tr., 1 ch., 1 loop tr., 1 ch.) in next sp., repeat from * forty times, ** miss 1 sp., (1 tr., 1 ch., 1 tr., 1 ch.) in next sp., repeat from ** twice, miss 1 sp., join with s.c. into top of 3 ch.

2nd round.—3 ch., 1 loop tr., 1 ch., in first sp., * miss 1 sp., (1 tr., 1 ch.) in each of next 2 sp., (1 tr., 1 ch.) four times in next sp., (1 tr., 1 ch.) in each of next 2 sp., miss 1 sp., (1 loop tr., 1 ch.) twice in next sp., repeat from * forty times, miss 1 sp., (1 tr., 1 ch.) in each of next 2 sp., (1 tr., 1 ch.) four times in next sp., (1 tr., 1 ch.) in each of next 2 sp., miss 1 sp., join with s.c. into top of 3 ch.

3rd round.—3 ch., 1 loop tr., 1 ch. in first sp., * miss 2 sp., (1 tr., 1 ch.) in each of next 2 sp., (1 tr., 1 ch.) four times in next sp., (1 tr., 1 ch.) in each of next 2 sp., miss 2 sp., (1 loop tr., 1 ch.) twice in next sp., repeat from * forty times, miss 2 sp., (1 tr., 1 ch.) in each of



"WATER LILY"
See page 8

PATONS &
BALDWIN'S

next 2 sp., (1 tr., 1 ch.) four times in next sp., (1 tr., 1 ch.) in each of next 2 sp., miss 2 sp., join with s.c. into top of 3 ch.

4th round.—3 ch., 1 loop tr., 1 ch. in first sp., * miss 2 sp., (1 tr., 1 ch.) in each of next 2 sp., (1 tr., 1 ch.) six times in next sp., (1 tr., 1 ch.) in each of next 2 sp., miss 2 sp., (1 loop tr., 1 ch.) twice in next sp., repeat from * forty times, miss 2 sp., (1 tr., 1 ch.) in each of next 2 sp., (1 tr., 1 ch.) six times in next sp., (1 tr., 1 ch.) in each of next 2 sp., miss 2 sp., join with s.c. into top of 3 ch.

5th round.—3 ch., 1 loop tr., 1 ch. in first sp., * miss 2 sp., (1 tr., 1 ch.) in each of next 3 sp., (1 tr., 1 ch.) four times in next sp., (1 tr., 1 ch.) in each of next 3 sp., miss 2 sp., (1 loop tr., 1 ch.) twice in next sp., repeat from * forty times, miss 2 sp., (1 tr., 1 ch.) in each of next 3 sp., (1 tr., 1 ch.) four times in next sp., (1 tr., 1 ch.) in each of next 3 sp., miss 2 sp., join with s.c. into top of 3 ch.

Repeat 5th round five times.

11th round.—3 ch., 1 loop tr., 1 ch. in first sp., * miss 2 sp., (1 tr., 1 ch.) in each of next 3 sp., (1 tr., 1 ch.) six times in next sp., (1 tr., 1 ch.) in each of next 3 sp.,

miss 2 sp., (1 loop tr., 1 ch.) twice in next sp., repeat from * forty times, miss 2 sp., (1 tr., 1 ch.) in each of next 3 sp., (1 tr., 1 ch.) six times in next sp., (1 tr., 1 ch.) in each of next 3 sp., miss 2 sp., join with s.c. into top of 3 ch.

12th round.—3 ch., 1 loop tr., 1 ch. in first sp., * miss 2 sp., (1 tr., 1 ch.) in each of next 4 sp., (1 tr., 1 ch.) four times in next sp., (1 tr., 1 ch.) in each of next 4 sp., miss 2 sp., (1 loop tr., 1 ch.) twice in next sp., repeat from * forty times, miss 2 sp., (1 tr., 1 ch.) in each of next 4 sp., (1 tr., 1 ch.) four times in next sp., (1 tr., 1 ch.) in each of next 4 sp., miss 2 sp., join with s.c. into top of 3 ch.

Repeat 12th round twice.

Work edging as follows: 3 ch., 1 loop tr., 1 ch. in first sp., ** miss 2 sp., 1 tr. in next sp., * 7 ch., 1 d.c. in first ch. (to form a picot), 1 tr. in next sp., repeat from * until 2 sp. remain before block of loop tr., 1 ch., miss 2 sp., (1 loop tr., 1 ch.) twice into next sp., repeat from ** forty times, miss 2 sp., (1 tr. in next sp., 7 ch., 1 d.c. in first ch.) nine times, 1 ch., miss 2 sp., join with s.c. into top of 3 ch. Fasten off.

With a slightly damp cloth and warm iron, press lightly.



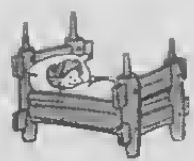
"JOY"
See page 12

PATONS & BALDWIN'S

For
in
and



"WEE WILLIE WINKIE"
See page 12.



ts
ts
Drams



"PRIMROSE"
See page 13

PATONS & BALDWIN'S



"LOBELIA"
See page 13.



Joy

(ILLUSTRATED ON PAGE 10)

MATERIALS:—

PATONS BEEHIVE LADY BETTY, 3-ply.
"Patonised"—Shrink-Resist Finish

Quantity 1 lb.
 Knitting Needles 1 pair No. 9

MEASUREMENTS:—54 ins. x 54 ins.

ABBREVIATIONS:—See page 18.

TENSION:—To get these measurements it is absolutely necessary to work at a tension to produce 8 stitches to the inch in width. Check tension—see page 18.

Cast on 442 stitches.

1st row.—Knit plain.

2nd row.—K.2 tog., knit plain to last 2 sts., K.2 tog.

Repeat 1st and 2nd rows four times, then 2nd row ten times (412 sts.).

Proceed as follows:—

** 1st row.—K.2 tog., wl. fwd., (K.2 tog.) twice, * (wl. fwd., K.1) four times, (K.2 tog.) four times, repeat from * to last 10 sts., (wl. fwd., K.1) four times, (K.2 tog.) twice, wl. fwd., K.2 tog.

*** 2nd row.—K.2, K.2 tog., knit plain to last 4 sts., K.2 tog., K.2.

3rd row.—K.2 tog., wl. fwd., K.2 tog., knit plain to last 4 st., K.2 tog., wl. fwd., K.2 tog.

4th row.—K.1, P.1, P.2 tog., purl to last 4 sts., P.2 tog., P.1, K.1. ***

5th row.—K.2 tog., wl. fwd., K.3, (wl. fwd., K.1) twice, * (K.2 tog.) four times, (wl. fwd., K.1) four times, repeat from * to last 15 sts., (K.2 tog.) four times, (wl. fwd., K.1) twice, K.3, wl. fwd., K.2 tog.

Repeat from *** to *** once, also after 9th row.

9th row.—K.2 tog., wl. fwd., K.6, (K.2 tog.) twice, * (wl. fwd., K.1) four times, (K.2 tog.) four times, repeat from * to last 16 sts., (wl. fwd., K.1) four times, (K.2 tog.) twice, K.6, wl. fwd., K.2 tog.

13th row.—K.2 tog., wl. fwd., K.3, (K.2 tog.) twice, * (wl. fwd., K.1) four times, (K.2 tog.) four times, repeat from * to last 13 sts., (wl. fwd., K.1) four times, (K.2 tog.) twice, K.3, wl. fwd., K.2 tog.

Repeat from *** to *** once. **

Repeat from ** to ** four times (292 sts.).

Proceed as follows.—

**** 1st row.—K.2 tog., wl. fwd., knit plain to last 2 sts., wl. fwd., K.2 tog.

2nd row.—K.2, K.2 tog., knit plain to last 4 sts., K.2 tog., K.2.

3rd row.—K.2 tog., wl. fwd., K.2 tog., knit plain to last 4 sts., K.2 tog., wl. fwd., K.2 tog.

4th row.—Like 2nd row. ****

Repeat from **** to ****, until 46 sts. remain.

Proceed as follows:—

1st row.—K.2 tog., wl. fwd., K.2 tog., knit plain to last 4 sts., K.2 tog., wl. fwd., K.2 tog.

2nd row.—K.2, K.2 tog., knit plain to last 4 sts., K.2 tog., K.2.

Repeat 1st and 2nd rows nine times.

(Continued on page 17.)

Wee Willie Winkie

(ILLUSTRATED ON PAGE 10)

MATERIALS:—

THE COT COVER:

PATONS BONNY Sports Wool.

Quantity 1 lb. 2 ozs.
 Knitting Needles 1 pair No. 4

THE PRAM COVER:

PATONS BEEHIVE BABY Wool

"Patonised"—Shrink-Resist Finish

Quantity 2 ozs.
 Knitting Needles 1 pair No. 9
 Silk for lining, if desired.

MEASUREMENTS:—

THE COT COVER: 30 ins. x 46 ins.

THE PRAM COVER: 17 ins. x 23 ins.

ABBREVIATIONS: See page 18.

TENSION:—To get these measurements it is absolutely necessary to work at a tension to produce 4 stitches to the inch in width, using the Bonny Sports Wool, and 7½ stitches to the inch in width, using the Baby Wool. Check tension—see page 18.

Cast on 112 stitches.

Work 2 rows in Garter Stitch.

3rd row.—K.2, * wl. fwd., K.2 tog., repeat from * to last 2 sts., K.2.

4th row.—Knit plain.

5th row.—K.2, * K.2 tog., wl. fwd., repeat from * to last 2 sts., K.2.

6th row.—Knit plain.

Repeat from 3rd to 6th row four times, then 3rd and 4th rows once.

25th row.—K.2, (K.2 tog., wl. fwd.) seven times, K.80, (K.2 tog., wl. fwd.) seven times, K.2.

26th row.—K.16, P.80, K.16.

27th row.—K.2, (wl. fwd., K.2 tog.) seven times, K.80, (wl. fwd., K.2 tog.) seven times, K.2.

28th row.—K.16, P.80, K.16.

Repeat from 25th row to 28th row four times, then 25th row once.

** 46th row.—K.16, P.16, K.48, P.16, K.16.

47th row.—K.2, (wl. fwd., K.2 tog.) seven times, K.16, (wl. fwd., K.2 tog.) twenty-four times, K.16, (wl. fwd., K.2 tog.) seven times, K.2.

48th row.—K.16, P.16, K.48, P.16, K.16.

49th row.—K.2, (K.2 tog., wl. fwd.) seven times, K.16, (K.2 tog., wl. fwd.) twenty-four times, K.16, (K.2 tog., wl. fwd.) seven times, K.2. **

Repeat from ** to ** for Cot Cover, forty-five times; for Pram Cover, thirty-one times.

Proceed as follows:—

1st row.—K.16, P.16, K.48, P.16, K.16.

2nd row.—K.2, (wl. fwd., K.2 tog.) seven times, K.80 (wl. fwd., K.2 tog.) seven times, K.2.

3rd row.—K.16, P.80, K.16.

4th row.—K.2, (K.2 tog., wl. fwd.) seven times, K.80, (K.2 tog., wl. fwd.) seven times, K.2.

5th row.—K.16, P.80, K.16.

Repeat from 2nd to 5th row four times, then 2nd row once.

(Continued on page 17.)

Primrose

(ILLUSTRATED ON PAGE 11)

MATERIALS:—

PATONS BEEHIVE LADY BETTY, 3-ply.

"Patonsised"—Shrink-Resist Finish

Quantity 11 ozs.

A Bone Crochet Hook No. 11

MEASUREMENTS:—

48 ins. x 48 ins.

ABBREVIATIONS:—See page 18.

TENSION:—To get these measurements it is absolutely necessary to work at a tension to produce 1 pattern to the inch in width. **Check tension—see page 18.**

THE CENTRE.—Make 352 chain.

1st row.—1 d.c. in eighth ch. from hook, * 3 ch., miss 3 sts., 1 d.c. in next st., repeat from * to end of row, 3 ch., turn (87 loops).

**** 2nd row.—**4 tr. in first loop, * 2 ch., 1 d.c. in next loop, 2 ch., 4 tr. in next loop, repeat from * to end of row, 4 ch., turn.

3rd row.—1 d.c. in fourth tr. of first block, * 3 ch., 1 d.c. in first tr. of next block, 3 ch., 1 d.c. in fourth tr. of same block, repeat from * to end of row, 5 ch., turn.

4th row.—1 d.c. in first loop, * 2 ch., 4 tr. in next loop, 2 ch., 1 d.c. in next loop, repeat from * to last loop, 1 d.c. in last loop, 2 ch., 1 tr. in second st. of turning ch. of previous row, 4 ch., turn.

5th row.—1 d.c. in first tr. of first block, 3 ch., 1 d.c. in fourth tr. of same block, 3 ch., repeat from * to end of row, 1 d.c. in third st. of turning ch. in previous row, 3 ch., turn. **

Continue in pattern, as given from ** to **, until work measures 45 ins. from commencement, ending with 3rd row, do not turn.

Work down side as follows:—

* 3 ch., miss 1 block, 1 d.c. into next loop, repeat from * to end of row, Fasten off.

Join wool at other side, and work to correspond. Do not break off wool.

THE BORDER.—

1st round.—3 ch. (to stand for 1 tr.), 4 tr. in corner sp., * (3 ch., 1 d.c. in next loop) twice, 3 ch., 3 tr. in next loop, repeat from * all round Shawl. Work 5 tr. in each corner; join with sl. st.

2nd round.—4 ch., 1 tr. in next tr., (1 ch., 2 tr., 2 ch., 2 tr.) into next tr., (1 ch., 1 tr. in next tr.) twice, * 3 ch., miss 1 loop, 1 d.c. in next loop, 3 ch., 1 tr. in next tr., (1 ch., 2 tr., 2 ch., 2 tr.) into next tr., 1 ch., 1 tr. in next tr., repeat from * all round Shawl, working corners to correspond. Join with a sl. st.

3rd round.—Sl. st. into first sp., 4 ch., 1 tr. into next sp., (1 ch., 3 tr., 2 ch., 3 tr.) into next sp., (1 ch., 1 tr. into next sp.) into each of next 2 sp., * 1 ch., 1 d.c. in next loop, 3 ch., 1 d.c. in next loop, 1 ch., 1 tr. in next sp., (1 ch., 2 tr., 2 ch., 2 tr.) into next sp., 1 ch., 1 tr. in next sp., repeat from * all round Shawl, working 3 tr. instead of 2 at corners. Join with a sl. st.

4th round.—Sl. st. into first sp., 4 ch., 1 tr. in next sp., 1 ch., miss 1 tr., 1 tr. in next tr., (1 ch., 3 tr., 2 ch., 3 tr.) in next sp., 1 ch., miss 1 tr., 1 tr. on next tr., (1 ch., 1 tr. in next sp.) into each of next 2 sp., * 3 ch., miss 1 sp., 1 d.c. in next loop, 3 ch., miss 1 sp., 1 tr. in next sp., (1 ch., 2 tr., 2 ch., 2 tr.) into next space, 1 ch., 1 tr. in next sp., repeat from * all round Shawl, working 3 tr. instead of 2 at corners. Join with sl. st.

(Continued on page 17.)

Lobelia

(ILLUSTRATED ON PAGE 11)

MATERIALS:—

PATONS BONNY Sports Wool.

Quantity 1 lb.

Knitting Needles 1 pair No. 4

MEASUREMENTS:—

28 ins. x 33 ins.

ABBREVIATIONS:—See page 18.

TENSION:—To get these measurements it is absolutely necessary to work at a tension to produce 1 pattern to 5½ inches in width. **Check tension—see page 18.**

Cast on 123 stitches.

1st row.—K.1, * P.1, K.1, repeat from * to end of row.

Repeat 1st row for 4½ ins.

Proceed as follows:—

1st row.—(K.1, P.1) five times, K.1, wl. fwd., K.3, slip 1, K.2 tog., p.s.s.o., K.4, w.r.n., P.2 tog., (K.1, P.1) five times, * w.o.n., K.4, slip 1, K.2 tog., p.s.s.o., K.4, w.r.n., P.1, (K.1, P.1) five times, repeat from * to last st., K.1.
**** 2nd and alternate rows.—**K.1, (P.1, K.1) five times, * P.12, (P.1, K.1) five times, repeat from * to last 23 sts., P.12, (K.1, P.1) five times, K.1.

3rd row.—(K.1, P.1) five times, K.1, * K.1, wl. fwd., K.3, slip 1, K.2 tog., p.s.s.o., K.3, wl. fwd., (K.1, P.1) six times, repeat from * to last st., K.1.

5th row.—(K.1, P.1) five times, K.1, * K.2, wl. fwd., K.2, slip 1, K.2 tog., p.s.s.o., K.2, wl. fwd., K.2, P.1, (K.1, P.1) five times, repeat from * to last st., K.1.

7th row.—(K.1, P.1) five times, K.1, * K.3, wl. fwd., K.1, slip 1, K.2 tog., p.s.s.o., K.1, wl. fwd., K.3, P.1, (K.1, P.1) five times, repeat from * to last st., K.1.

9th row.—(K.1, P.1) five times, K.1, * K.4, wl. fwd., slip 1, K.2 tog., p.s.s.o., wl. fwd., K.4, P.1, (K.1, P.1) five times, repeat from * to last st., K.1.

11th row.—(K.1, P.1) five times, K.1, wl. fwd., * K.4, slip 1, K.2 tog., p.s.s.o., K.4, w.r.n., P.1, (K.1, P.1) five times, w.o.n., repeat from * to last 23 sts., K.4, slip 1, K.2 tog., p.s.s.o., K.4, w.r.n., P.1, (K.1, P.1) five times, K.1. **

Repeat from ** to ** fifteen times, from 2nd to 9th row once, then 2nd row once.

Proceed as follows:—

1st row.—(K.1, P.1) nine times, K.1, P.2 tog., * K.1, P.1, repeat from * to last st., K.1.

2nd row.—K.1, * P.1, K.1, repeat from * to end of row, Repeat 2nd row for 4½ ins.

Cast off in Moss Pattern.

With a slightly damp cloth and warm iron, press lightly.

Lullaby

(ILLUSTRATED ON PAGE 19)

(With Crocheted Centre, as illustrated, or a Garter Stitch Centre, not illustrated.)

MATERIALS.—

PATONS BEEHIVE LADY BETTY, 2-ply.
 "Patonised"—Shrink-Resist Finish

- Quantity (with Crocheted Centre) 12 ozs.
- (with Knitted Centre) 10 ozs.
- Knitting Needles 1 pair No. 8
- 1 Steel Crochet Hook No. 3
- 1 Crochet Hook No. 13
- 1 Daisy Wheel.

MEASUREMENTS :—50 ins. x 50 ins.

ABBREVIATIONS :—See page 18.

TENSION :—To get these measurements it is absolutely necessary to work at a tension to produce: In Crochet, 12 ch. to the inch with the No. 13 Crochet Hook; 1 long treble to $\frac{7}{8}$ inch in height and 2 treble to $\frac{7}{8}$ inch in height; in Knitting, with the No. 8 Needles, 7 stitches to the inch in width. Check tension—see page 18.

Using wool double, make 416 daisies.

TO MAKE DAISIES.—Place wheel knob downwards in left hand. Put wool on flat side of wheel and hold in position in centre with thumb of left hand. Wind wool over a point of wheel and over point exactly opposite: repeat this once, taking care not to cross wool in centre (4 loops on both points). Pass to next point and its opposite, and wind wool in same manner. Repeat until all points are used (12 petals).

Break off wool 6 ins. from wheel, thread a darning needle and stitch over and over diagonally between each petal in centre of daisy. Draw into a firm centre by running needle UNDER all threads of wool at centre. Finish by sewing between all petals THROUGH ALL strands at centre.

TO JOIN DAISIES.—When joining daisies a picot must be worked on every third petal throughout.

Using No. 3 Hook, work as follows in conjunction with chart.

Sl. st. into petal No. 1, 6 ch., sl. st. into petal No. 2, 6 ch., sl. st. into petal No. 3, 7 ch., sl. st. into sl. st. in petal No. 3, (1st picot) * 6 ch., sl. st. into petal No. 4, 6 ch., sl. st. into petal No. 5, 6 ch., sl. st. into petal No. 6, 7 ch., sl. st. into sl. st. in petal No. 6, 6 ch., sl. st. into petal No. 7, 6 ch., sl. st. into petal No. 8.

Take another daisy, sl. st. into a petal which will be petal No. 1, 6 ch., sl. st. into petal No. 2, remove hook from st. and insert in sl. st. at petal No. 7 (1st daisy), draw st. just taken off hook through petal No. 7, 6 ch., sl. st. into petal No. 3 (2nd daisy) 3 ch., remove hook and insert into centre st. of picot loop at petal No. 6 (1st daisy) and draw st. just taken off hook through, 3 ch., sl. st. into sl. st. at petal No. 3 (2nd daisy).

Repeat from * adding a new daisy every 8th petal, until there are 27 daisies in first row.

Continue joining petals of 27th daisy by 6 ch., and sl. st. making a picot in 6th and 9th petals, until petal No. 11 as numbered in chart is joined.

Proceed as follows:—

** 6 ch., sl. st. into petal No. 12, 7 ch., sl. st. into sl. st. in petal No. 12, 6 ch., remove hook from st., insert in sl. st., joining petals Nos. 1 and 8 and draw st. taken off hook through sl. st., 6 ch., sl. st. into petal No. 9.

3 ch., remove hook and insert into centre st. of picot loop of petal No. 12, draw st. just taken off hook through, 3 ch., sl. st. into sl. st. of petal No. 9, 6 ch. and sl. st. into petal No. 10, 6 ch., sl. st. into petal No. 11.

Repeat from ** until petal No. 11 of 13th daisy is reached.

2nd row of daisies.—Sl. st. into petal No. 1, 6 ch., sl. st. into petal No. 2, remove hook from st., insert into sl. st. of petal No. 10 (of daisy in 1st row) and draw st. just removed from hook, through, * 6 ch., sl. st. into petal No. 3, 3 ch., remove hook from st., insert hook into centre sl. st. of the two picots joining petals No. 9 and 12, draw this st. through, 3 ch., sl. st. into sl. st. in petal No. 3, 6 ch., sl. st. into petal No. 4, 6 ch., sl. st. into petal No. 5.

Take another daisy, sl. st. into petal which will be called No. 6, 6 ch., sl. st. into petal No. 7, remove hook from st. and insert into sl. st. at petal No. 4, draw st. through, 6 ch., sl. st. into petal No. 8, 3 ch., remove hook from st., insert into centre st. of picots joining petals Nos. 12, 9 and 3, draw st. through, 3 ch., sl. st. into sl. st. of petal No. 8, 6 ch., sl. st. into petal No. 9, remove hook from st., insert into sl. st. of petal No. 11 (next daisy, 1st row) draw st. just taken off hook through, 6 ch., sl. st. into petal No. 10, remove hook from st., insert hook through sl. st. in petal No. 10 of the daisy in 1st row, draw st., just removed through, repeat from * until required number of daisies are joined.

Petals illustrated in chart by dotted lines (see page 17) are left loose until the daisy section is completed, work 6 ch. and picot round all unfinished edges.

Follow diagram for joining sections.

THE KNITTED CENTRE.—Using No. 8 Needles, cast on 12 stitches loosely.

Work 18 rows in Garter Stitch.

Proceed as follows:—

** 1st row.—Cast on 10 sts., knit plain to end of row.

2nd row.—Like 1st row.

Work 16 rows in Garter Stitch. **

Repeat from ** to ** eleven times (252 sts.).

Proceed as follows:—

*** 1st row.—Cast off 10 sts., knit plain to end of row.


2nd row.—Like 1st row.

Work 16 rows in Garter Stitch. ***

Repeat from *** to *** eleven times.

Work 2 rows in Garter Stitch. Cast off.

(Continued on page 17.)



Marigold

(ILLUSTRATED ON BACK COVER)

MATERIALS:—**PATONS BEEHIVE LADY BETTY, 3-ply.***"Patonised"—Shrink-Resist Finish*

Quantity 10 ozs.

Knitting Needles 1 pair No. 9

MEASUREMENTS:—

54 ins. x 54 ins.

ABBREVIATIONS.—See page 18.

TENSION:—To get these measurements it is absolutely necessary to work at a tension to produce 6½ stitches to the inch, in width, measured over the plain, smooth fabric. Check tension—see page 18.

LACE EDGING.—Cast on 14 stitches.

1st row.—Knit plain.

2nd row.—K.3, wl. fwd., K.2 tog., K.4, wl. fwd., K.2 tog., wl. fwd., K.3.

3rd row.—Wl. fwd., K.2 tog., K.1, wl. fwd., K.2 tog., wl. fwd., K.4, K.2 tog., wl. fwd., K.4.

4th row.—K.2, K.2 tog., wl. fwd., K.7, wl. fwd., K.2 tog., wl. fwd., K.3.

5th row.—Wl. fwd., K.2 tog., K.1, wl. fwd., K.2 tog., wl. fwd., K.1, wl. fwd., K.2 tog., K.6, wl. fwd., K.2 tog., K.1.

6th row.—K.3, wl. fwd., K.2 tog., K.3, K.2 tog., wl. fwd., K.3, wl. fwd., K.2 tog., wl. fwd., K.3.

7th row.—Wl. fwd., K.2 tog., K.1, wl. fwd., K.2 tog., wl. fwd., K.5, wl. fwd., K.2 tog., K.1, K.2 tog., wl. fwd., K.4.

8th row.—K.2, K.2 tog., wl. fwd., K.5, wl. fwd., K.2 tog., K.1, K.2 tog., (wl. fwd., K.2 tog.) twice, K.2.

9th row.—Wl. fwd., (K.2 tog.) twice, wl. fwd., K.2 tog., wl. fwd., slip 1, K.2 tog., p.s.s.o., wl. fwd., K.7, wl. fwd., K.2 tog., K.1.

10th row.—K.3, wl. fwd., K.2 tog., K.5, (K.2 tog., wl. fwd.) twice, K.2 tog., K.2.

11th row.—Wl. fwd., (K.2 tog.) twice, (wl. fwd., K.2 tog.) twice, K.3, K.2 tog., wl. fwd., K.4.

12th row.—K.2, K.2 tog., wl. fwd., K.4, (K.2 tog., wl. fwd.) twice, K.2 tog., K.2.

13th row.—Wl. fwd., (K.2 tog.) twice, (wl. fwd., K.2 tog.) twice, K.4, wl. fwd., K.2 tog., K.1.

Repeat from 2nd row until 41 points have been worked. Cast off.

Pick up 246 stitches along straight edge of lace edging, and proceed as follows.—

Work 3 rows in Garter Stitch.

4th row.—K.14, * wl. fwd., K.2 tog., K.22, repeat from * eight times, wl. fwd., K.2 tog., K.14.

5th and alternate rows.—Knit plain.

6th and 8th rows.—Like 4th row.

10th row.—K.10, * K.2 tog., wl. fwd., K.2, wl. fwd., K.2 tog., K.1, wl. fwd., K.2 tog., K.15, repeat from * to last 20 sts., K.2 tog., wl. fwd., K.2, wl. fwd., K.2 tog., K.1, wl. fwd., K.2 tog., K.11.

12th row.—K.9, * K.2 tog., wl. fwd., K.3, wl. fwd., K.2 tog., K.2, wl. fwd., K.2 tog., K.13, repeat from * to last 21 sts., K.2 tog., wl. fwd., K.3, wl. fwd., K.2 tog., K.2, wl. fwd., K.2 tog., K.10.

14th row.—K.8, * K.2 tog., wl. fwd., K.4, wl. fwd., K.2 tog., K.3, wl. fwd., K.2 tog., K.11, repeat from * to last 22 sts., K.2 tog., wl. fwd., K.4, wl. fwd., K.2 tog., K.3, wl. fwd., K.2 tog., K.9.

16th row.—K.7, * K.2 tog., wl. fwd., K.5, wl. fwd., K.2 tog., K.4, wl. fwd., K.2 tog., K.9, repeat from * to last 23 sts., K.2 tog., wl. fwd., K.5, wl. fwd., K.2 tog., K.4, wl. fwd., K.2 tog., K.8.

17th row.—K.7, * K.2 tog., wl. fwd., K.13, wl. fwd., K.2 tog., K.7, repeat from * to last 23 sts., K.2 tog., wl. fwd., K.13, wl. fwd., K.2 tog., K.6.

18th row.—K.5, * K.2 tog., wl. fwd., K.3, K.2 tog., wl. fwd., K.2, wl. fwd., K.2 tog., K.1, wl. fwd., K.2 tog., K.3, wl. fwd., K.2 tog., K.5, repeat from * to last st., K.1.

19th row.—K.5, * K.2 tog., wl. fwd., K.17, wl. fwd., K.2 tog., K.3, repeat from * to last 25 sts., K.2 tog., wl. fwd., K.17, wl. fwd., K.2 tog., K.2, K.2 tog.

20th row.—K.8, * K.2 tog., wl. fwd., K.3, wl. fwd., K.2 tog., K.2, wl. fwd., K.2 tog., K.13, repeat from * to last 21 sts., K.2 tog., wl. fwd., K.3, wl. fwd., K.2 tog., K.2, wl. fwd., K.2 tog., K.8, K.2 tog.

21st row.—Knit plain to last 2 sts., K.2 tog.

22nd row.—K.6, * K.2 tog., wl. fwd., K.4, wl. fwd., K.2 tog., K.3, wl. fwd., K.2 tog., K.11, repeat from * to last 21 sts., K.2 tog., wl. fwd., K.4, wl. fwd., K.2 tog., K.3, wl. fwd., K.2 tog., K.6, K.2 tog.

23rd row.—Knit plain to last 2 sts., K.2 tog.

24th row.—K.4, * K.2 tog., wl. fwd., K.5, wl. fwd., K.2 tog., K.4, wl. fwd., K.2 tog., K.9, repeat from * to last 21 sts., K.2 tog., wl. fwd., K.5, wl. fwd., K.2 tog., K.4, wl. fwd., K.2 tog., K.4, K.2 tog.

25th row.—K.4, * K.2 tog., wl. fwd., K.13, wl. fwd., K.2 tog., K.7, repeat from * to last 20 sts., K.2 tog., wl. fwd., K.13, wl. fwd., K.2 tog., K.1, K.2 tog.

26th row.—K.1, * K.2 tog., wl. fwd., K.3, K.2 tog., wl. fwd., K.2, wl. fwd., K.2 tog., K.1, wl. fwd., K.2 tog., K.3, wl. fwd., K.2 tog., K.5, repeat from * to last 22 sts., K.2 tog., wl. fwd., K.3, K.2 tog., wl. fwd., K.2, wl. fwd., K.2 tog., K.1, wl. fwd., K.2 tog., K.3, wl. fwd., K.2 tog., K.1, K.2 tog.

27th row.—Knit plain to last 2 sts., K.2 tog.

28th row.—K.4, * K.2 tog., wl. fwd., K.3, wl. fwd., K.2 tog., K.2, wl. fwd., K.2 tog., K.13, repeat from * to last 17 sts., K.2 tog., wl. fwd., K.3, wl. fwd., K.2 tog., K.2, wl. fwd., K.2 tog., K.4, K.2 tog.

29th row.—Knit plain to last 2 sts., K.2 tog.

30th row.—K.2, * K.2 tog., wl. fwd., K.4, wl. fwd., K.2 tog., K.3, wl. fwd., K.2 tog., K.11, repeat from * to last 17 sts., K.2 tog., wl. fwd., K.4, wl. fwd., K.2 tog., K.3, wl. fwd., K.2 tog., K.2, K.2 tog.

31st row.—K.2, * K.2 tog., wl. fwd., K.11, wl. fwd., K.2 tog., K.9, repeat from * to last 16 sts., K.2 tog., wl. fwd., K.11, wl. fwd., slip 1, K.2 tog., p.s.s.o.

32nd row.—K.7, wl. fwd., K.2 tog., * K.5, wl. fwd., K.2 tog., K.7, K.2 tog., wl. fwd., K.6, wl. fwd., K.2 tog., repeat from * to last 8 sts., K.5, wl. fwd., slip 1, K.2 tog., p.s.s.o.

33rd row.—Knit plain.

34th row.—K.3, * K.2 tog., wl. fwd., K.2, wl. fwd., K.2 tog., K.1, wl. fwd., K.2 tog., K.15, repeat from * to last 13 sts., K.2 tog., wl. fwd., K.2, wl. fwd., K.2 tog., K.1, wl. fwd., K.2 tog., K.2, K.2 tog.

- 35th row.—Knit plain to last 2 sts., K.2 tog.
- 36th row.—K.1, * K.2 tog., wl. fwd., K.3, wl. fwd., K.2 tog., K.2, wl. fwd., K.2 tog., K.13, repeat from * to last 13 sts., K.2 tog., wl. fwd., K.3, wl. fwd., K.2 tog., K.2, wl. fwd., (K.2 tog.) twice.
- 37th row.—Knit plain to last 2 sts., K.2 tog.
- 38th row.—K.5, * wl. fwd., K.2 tog., K.3, wl. fwd., K.2 tog., K.11, K.2 tog., wl. fwd., K.4, repeat from * to last 7 sts., wl. fwd., K.2 tog., K.3, K.2 tog.
- 39th row.—K.11, * wl. fwd., K.2 tog., K.9, K.2 tog., wl. fwd., K.11, repeat from * to last 24 sts., wl. fwd., K.2 tog., K.9, K.2 tog., wl. fwd., K.9, K.2 tog.
- 40th row.—K.4, * wl. fwd., K.2 tog., K.5, wl. fwd., K.2 tog., K.7, K.2 tog., wl. fwd., K.6, repeat from * to last 6 sts., wl. fwd., K.2 tog., K.2, K.2 tog.
- 41st row.—Knit plain to last 2 sts., K.2 tog.
- 42nd row.—K.1, * K.2 tog., wl. fwd., K.1, wl. fwd., K.2 tog., K.19, repeat from * to last 7 sts., K.2 tog., wl. fwd., K.1, wl. fwd., (K.2 tog.) twice.
- 43rd row.—* K.2 tog., wl. fwd., K.3, wl. fwd., K.2 tog., K.17, repeat from * to last 7 sts., K.2 tog., wl. fwd., K.3, wl. fwd., K.2 tog.
- 44th row.—Knit plain to last 2 sts., K.2 tog.
- 45th row.—K.3, K.2 tog., wl. fwd., K.19, * wl. fwd., K.2 tog., wl. fwd., slip 1, K.2 tog., p.s.s.o., wl. fwd., K.19, repeat from * to last 6 sts., wl. fwd., K.2 tog., wl. fwd., slip 1, K.2 tog., p.s.s.o., K.1.
- 46th row.—K.3, K.2 tog., wl. fwd., * K.19, wl. fwd., K.2 tog., K.1, K.2 tog., wl. fwd., repeat from * to last 24 sts., K.19, wl. fwd., K.2 tog., K.1, K.2 tog.
- 47th row.—K.1, K.2 tog., wl. fwd., K.21, * wl. fwd., slip 1, K.2 tog., p.s.s.o., wl. fwd., K.21, repeat from * to last 4 sts., wl. fwd., slip 1, K.2 tog., p.s.s.o., K.1.
- 48th and 49th rows.—Knit plain to last 2 sts., K.2 tog. (217 sts.).
- 50th row.—Knit plain.
- 51st row.—K.11, * wl. fwd., slip 1, K.2 tog., p.s.s.o., wl. fwd., K.21, repeat from * to last 14 sts., wl. fwd., slip 1, K.2 tog., p.s.s.o., wl. fwd., K.9, K.2 tog.
- 52nd row.—K.8, * K.2 tog., wl. fwd., K.3, wl. fwd., K.2 tog., K.17, repeat from * to last 16 sts., K.2 tog., wl. fwd., K.3, wl. fwd., K.2 tog., K.7, K.2 tog.
- 53rd row.—K.7, * K.2 tog., wl. fwd., K.5, wl. fwd., K.2 tog., K.15, repeat from * to last 16 sts., K.2 tog., wl. fwd., K.5, wl. fwd., K.2 tog., K.5, K.2 tog.
- 54th row.—K.5, * K.2 tog., wl. fwd., K.7, wl. fwd., K.2 tog., K.13, repeat from * to last 17 sts., K.2 tog., wl. fwd., K.7, wl. fwd., K.2 tog., K.4, K.2 tog.
- 55th row.—K.4, * K.2 tog., wl. fwd., K.9, wl. fwd., K.2 tog., K.11, repeat from * to last 17 sts., K.2 tog., wl. fwd., K.9, wl. fwd., K.2 tog., K.2, K.2 tog.
- 56th row.—K.2, * K.2 tog., wl. fwd., K.3, K.2 tog., (wl. fwd.) twice, K.2 tog., K.4, wl. fwd., K.2 tog., K.9, repeat from * to last 18 sts., K.2 tog., wl. fwd., K.3, K.2 tog., (wl. fwd.) twice, K.2 tog., K.4, wl. fwd., K.2 tog., K.1, K.2 tog.
- 57th row.—K.1, * K.2 tog., wl. fwd., K.7, P.1, K.5, wl. fwd., K.2 tog., K.7, repeat from * to last 18 sts., K.2 tog., wl. fwd., K.7, P.1, K.5, wl. fwd., slip 1, K.2 tog., p.s.s.o.
- 58th row.—K.4, * K.2 tog., (wl. fwd.) twice, (K.2 tog.) twice, (wl. fwd.) twice, K.2 tog., K.4, wl. fwd., K.2 tog., K.5, K.2 tog., wl. fwd., K.3, repeat from * to last 14 sts., K.2 tog., (wl. fwd.) twice, (K.2 tog.) twice, (wl. fwd.) twice, K.2 tog., K.4, K.2 tog.
- 59th row.—* K.7, P.1, K.3, P.1, K.5, wl. fwd., K.2 tog., K.3, K.2 tog., wl. fwd., repeat from * to last 17 sts., K.7, P.1, K.3, P.1, K.3, K.2 tog.
- 60th row.—K.1, * K.2 tog., (wl. fwd.) twice, K.2 tog., K.4, wl. fwd., K.2 tog., K.1, K.2 tog., wl. fwd., K.3, repeat from * to last 15 sts., K.2 tog., (wl. fwd.) twice, K.2 tog., K.4, K.2 tog., (wl. fwd.) twice, K.2 tog., K.1, K.2 tog.
- 61st row.—K.3, * K.1, P.1, K.7, P.1, K.5, wl. fwd., slip 1, K.2 tog., p.s.s.o., wl. fwd., K.6, repeat from * to last 12 sts., K.1, P.1, K.7, P.1, K.2 tog.
- 62nd row.—K.10, * K.2 tog., (wl. fwd.) twice, K.2 tog., K.8, repeat from * to last 16 sts., K.2 tog., (wl. fwd.) twice, K.2 tog., K.8, K.2, K.2 tog.
- 63rd row.—K.6, * wl. fwd., slip 1, K.2 tog., p.s.s.o., wl. fwd., K.4, P.1, K.11, P.1, K.4, repeat from * to last 7 sts., wl. fwd., slip 1, K.2 tog., p.s.s.o., wl. fwd., K.2, K.2 tog.
- 64th row.—K.1, K.2 tog., * wl. fwd., K.3, wl. fwd., K.2 tog., K.3, K.2 tog., (wl. fwd.) twice, K.2 tog., K.4, K.2 tog., (wl. fwd.) twice, K.2 tog., K.2, K.2 tog., repeat from * to last 9 sts., wl. fwd., K.3, wl. fwd., K.2 tog., K.2, K.2 tog.
- 65th row.—K.2, K.2 tog., * wl. fwd., K.5, wl. fwd., K.2 tog., K.3, P.1, K.7, P.1, K.3, K.2 tog., repeat from * to last 7 sts., wl. fwd., K.5, K.2 tog.
- 66th row.—K.7, wl. fwd., K.2 tog., * K.3, K.2 tog., (wl. fwd.) twice, (K.2 tog.) twice, (wl. fwd.) twice, K.2 tog., K.2, K.2 tog., wl. fwd., K.7, wl. fwd., K.2 tog., repeat from * to last 25 sts., K.3, K.2 tog., (wl. fwd.) twice, (K.2 tog.) twice, (wl. fwd.) twice, K.2 tog., K.2, K.2 tog., wl. fwd., K.7, wl. fwd., slip 1, K.2 tog., p.s.s.o.
- 67th row.—K.10, wl. fwd., K.2 tog., * (K.3, P.1) twice, K.3, K.2 tog., wl. fwd., K.9, wl. fwd., K.2 tog., repeat from * to last 21 sts., (K.3, P.1) twice, K.3, K.2 tog., wl. fwd., K.6, K.2 tog.
- 68th row.—K.8, * wl. fwd., K.2 tog., K.3, K.2 tog., (wl. fwd.) twice, K.2 tog., K.2, K.2 tog., wl. fwd., K.11, repeat from * to last 24 sts., wl. fwd., K.2 tog., K.3, K.2 tog., (wl. fwd.) twice, K.2 tog., K.2, K.2 tog., wl. fwd., K.9, K.2 tog.
- 69th row.—K.11, * wl. fwd., K.2 tog., K.3, P.1, K.3, K.2 tog., wl. fwd., K.13, repeat from * to last 20 sts., wl. fwd., K.2 tog., K.3, P.1, K.3, K.2 tog., wl. fwd., K.7, K.2 tog.
- 70th row.—K.9, * wl. fwd., K.2 tog., K.5, K.2 tog., wl. fwd., K.15, repeat from * to last 21 sts., wl. fwd., K.2 tog., K.5, K.2 tog., wl. fwd., K.10, K.2 tog.
- 71st row.—K.12, * wl. fwd., K.2 tog., K.3, K.2 tog., wl. fwd., K.17, repeat from * to last 17 sts., wl. fwd., K.2 tog., K.3, K.2 tog., wl. fwd., K.8, K.2 tog.
- 72nd row.—K.10, * wl. fwd., K.2 tog., K.1, K.2 tog., wl. fwd., K.19, repeat from * to last 18 sts., wl. fwd., K.2 tog., K.1, K.2 tog., wl. fwd., K.11, K.2 tog.
- 73rd row.—K.13, * wl. fwd., slip 1, K.2 tog., p.s.s.o., wl. fwd., K.21, repeat from * to last 14 sts., wl. fwd., slip 1, K.2 tog., p.s.s.o., wl. fwd., K.9, K.2 tog.
- 74th, 75th and 76th rows.—Knit plain to last 2 sts., K.2 tog. (191 sts.).
- 77th row.—K.24, * wl. fwd., K.2 tog., K.22, repeat from * to last 23 sts., wl. fwd., K.2 tog., K.19, K.2 tog.
- 78th row.—Knit plain to last 2 sts., K.2 tog.
- 79th row.—K.21, * K.2 tog., wl. fwd., K.1, wl. fwd., K.2 tog., K.19, repeat from * to last 24 sts., K.2 tog., wl. fwd., K.1, wl. fwd., K.2 tog., K.17, K.2 tog.

(Continued on page 18.)

Lullaby *(continued from page 14)*

THE CROCHET CENTRE.—Using No. 13 Hook, work 19 chain loosely.

1st row.—4 tr. into 4th ch. from hook, miss 2 ch., 1 d.c. in next ch., * miss 2 ch., 5 tr. in next ch., miss 2 ch., 1 d.c. in next ch., repeat from * to end of row, 3 ch. turn.

2nd row.—4 tr. in top of d.c. of previous row, 1 d.c. in centre of group of 5 tr. of previous row. * 5 tr. in top of d.c., 1 d.c. in centre of group of 5 tr., repeat from * to end of row.

Repeat 2nd row six times.

9th row.—Work 15 ch. loosely, turn, 4 tr. into 4th st. from hook, miss 2 ch., 1 d.c. in next st., miss 2 sts., 5 tr. in next st., miss 2 sts., 1 d.c. in next st., miss 2 sts., *


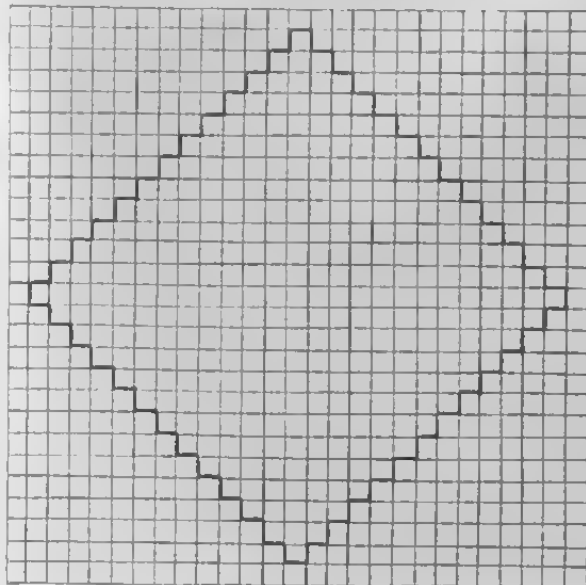


Diagram for Joining Daisies.



Inner Diamond Represents the Centre and the Outer Square the Daisies.

5 tr. in d.c. of previous row, 1 d.c. in centre of group of 5 tr., repeat from * to end of row.

10th row.—Like 9th row.

Work 6 rows in pattern.

Continue in this manner, increasing 15 ch. at beginning of every 7th and 8th rows, until thirteen blocks have been completed from commencement.

Proceed as follows:—

1st row.—Work in pattern to last 13 sts., turn.

2nd row.—Like 1st row,

Work 6 rows in pattern.

Continue in this manner, decreasing at beginning of every 7th and 8th rows, until twelve blocks have been completed. Break off wool.

TO MAKE UP SHAWL.—With a slightly damp cloth and warm iron, press lightly. Pin the daisies in position round centre of shawl and sew firmly. Using No. 13 Hook, work an edging round shawl as follows:—* 1 d.c. in first petal, 5 ch., 1 sl. st. in same d.c., 1 ch., (1 tr. in space between 2nd and 3rd petals, 5 ch., 1 sl. st. in top of 1 tr., 1 ch.) five times, 1 d.c. in 4th petal, 5 ch., 1 sl. st. in same d.c. 1 ch., repeat from * round Shawl, working an extra fan at each corner.

Joy *(continued from page 12)*

Proceed as follows:—

1st row.—K.2 tog., (wl. fwd., K.2 tog.) twice.

2nd row.—K.2 tog., K.1, K.2 tog.

3rd row.—K.1, K.2 tog.

4th row.—K.2 tog. Fasten off.

Work three more pieces in same manner.

TO MAKE UP SHAWL.—With a slightly damp cloth and warm iron, press lightly. Sew up seams.

Wee Willie Winkie *(continued from page 12)*

23rd row.—Knt plain.

24th row.—K.2. * K.2 tog., wl. fwd., repeat from * to last 2 sts., K.2.

25th row.—Knt plain.

26th row.—K.2. * wl. fwd., K.2 tog., repeat from * to last 2 sts., K.2.

Repeat from 23rd to 26th row four times, then 23rd and 24th rows once.

Work 2 rows in Garter Stitch. Cast off loosely.

With a slightly damp cloth and warm iron, press lightly.

Primrose *(continued from page 13)*

5th round.—Sl. st. into first sp., 8 ch., 1 d.c. in 5th ch., from hook, 1 tr. in next sp., 5 ch., 1 d.c. in top of the last tr., 1 tr. in next sp., 5 ch., 1 d.c. in top of last tr., 1 tr. in centre tr. of 3 tr. group, (5 ch., 1 d.c. in top of last tr., 1 tr. in centre of tr. of group) four times, 5 ch., 1 d.c. in top of last tr., 1 tr. in centre tr. of 3 tr. group, (5 ch., 1 d.c. in top of tr., 1 tr. in next sp.) three times, * (1 ch., 1 d.c.) in each of next 2 loops, 1 ch., 1 tr. in next sp., 5 ch., 1 d.c. in top of last tr., 1 tr. in same sp., (5 ch., 1 d.c. in top of last tr., 1 tr. in centre tr. of group) four times, 5 ch., 1 d.c. in top of last tr., 1 tr. in next sp., 5 ch., 1 d.c. in top of last tr., 1 tr. in the same sp., repeat from * all round Shawl, working other three corners to correspond. Join with a sl. st. Fasten off.

Roll Shawl in a damp cloth for several hours, spread out flat, pin each point, and leave until dry.

Marigold (continued from page 16)

- 80th row.—Knit plain to last 2 sts., K.2 tog.
 81st row.—K.19, * K.2 tog., wl. fwd., K.3, wl. fwd., K.2 tog., K.17, repeat from * to last 24 sts., K.2 tog., wl. fwd., K.3, wl. fwd., K.2 tog., K.15, K.2 tog.
 82nd row.—Knit plain to last 2 sts., K.2 tog.
 83rd row.—K.20, * wl. fwd., slip 1, K.2 tog., p.s.s.o., wl. fwd., K.21, repeat from * to last 21 sts., wl. fwd., slip 1, K.2 tog., p.s.s.o., wl. fwd., K.16, K.2 tog.
 84th row.—Knit plain to last 2 sts., K.2 tog.
 85th row.—* K.17, wl. fwd., K.2 tog., K.3, K.2 tog., wl. fwd., repeat from * to last 15 sts., K.13, K.2 tog.
 86th row.—Knit plain to last 2 sts., K.2 tog.
 87th row.—K.14, * K.2 tog., wl. fwd., K.1, wl. fwd., K.2 tog., K.1, K.2 tog., wl. fwd., K.1, wl. fwd., K.2 tog., K.13, repeat from * to last 23 sts., K.2 tog., wl. fwd., K.1, wl. fwd., K.2 tog., K.1, K.2 tog., wl. fwd., K.1, wl. fwd., K.2 tog., K.10, K.2 tog.
 88th row.—Knit plain to last 2 sts., K.2 tog.
 89th row.—K.12, * K.2 tog., wl. fwd., K.3, wl. fwd., slip 1, K.2 tog., p.s.s.o., wl. fwd., K.3, wl. fwd., K.2 tog., K.11, repeat from * to last 23 sts., K.2 tog., wl. fwd., K.3, wl. fwd., slip 1, K.2 tog., p.s.s.o., wl. fwd., K.3, wl. fwd., K.2 tog.
 90th row.—Knit plain to last 2 sts., K.2 tog.
 91st row.—K.13, * wl. fwd., slip 1, K.2 tog., p.s.s.o., wl. fwd., K.3, wl. fwd., slip 1, K.2 tog., p.s.s.o., wl. fwd., K.15, repeat from * to last 20 sts., wl. fwd., slip 1, K.2 tog., p.s.s.o., wl. fwd., K.3, wl. fwd., slip 1, K.2 tog., p.s.s.o., wl. fwd., K.9, K.2 tog.
 92nd row.—Knit plain to last 2 sts., K.2 tog.
 93rd row.—K.16, * wl. fwd., K.2 tog., K.10, repeat from * to last 13 sts., K.11, K.2 tog.

- 94th row.—Knit plain to last 2 sts., K.2 tog.
 95th row.—K.13, * K.2 tog., wl. fwd., K.1, wl. fwd., K.2 tog., K.7, repeat from * to last 4 sts., K.2, K.2 tog.
 96th row.—Knit plain to last 2 sts., K.2 tog.
 97th row.—K.11, * K.2 tog., wl. fwd., K.3, wl. fwd., K.2 tog., K.5, repeat from * to last 4 sts., K.2, K.2 tog.
 98th row.—Knit plain to last 2 sts., K.2 tog.
 99th row.—K.12, * wl. fwd., slip 1, K.2 tog., p.s.s.o., wl. fwd., K.9, repeat from * to last 13 sts., wl. fwd., slip 1, K.2 tog., p.s.s.o., wl. fwd., K.8, K.2 tog.
 100th row.—Knit plain to last 2 sts., K.2 tog.
 101st row.—K.9, * wl. fwd., K.2 tog., K.3, K.2 tog., wl. fwd., K.5, repeat from * to last 2 sts., K.2 tog.
 102nd row.—* K.7, wl. fwd., K.2 tog., K.1, K.2 tog., wl. fwd., repeat from * to last 10 sts., K.8, K.2 tog.
 103rd row.—Knit plain to last 2 sts., K.2 tog.
 104th row.—K.7, * wl. fwd., slip 1, K.2 tog., p.s.s.o., wl. fwd., K.9, repeat from * to last 10 sts., K.8, K.2 tog.
 105th, 106th and 107th rows.—Knit plain to last 2 sts., K.2 tog.
 108th row.—K.2, * wl. fwd., K.2 tog., repeat from * to end of row (160 sts.).

Proceed as follows:—

THE CENTRE.

- 1st row.—Knit plain.
 Repeat this row two hundred and thirty-nine times.
 Leave these sts. on a spare needle.
 Work three more borders to correspond.

TO MAKE UP SHAWL.—With a slightly damp cloth and warm iron, press lightly (without stretching). Graft one border to one end of Shawl, and sew other two borders to sides.

SOME IMPORTANT INFORMATION

Avoid disappointment — buy the wool recommended. Buy wisely — buy enough — the same blend cannot be repeated.

TENSION is the number of stitches in width to measure one inch. On this depends the success of the finished article. If the tension is not obtainable on the needles recommended, use a size finer or coarser, as required.

ABBREVIATIONS: —

K. = Knit plain
 P. = Purl
 sts. = stitches
 ins. = inches
 tog. = together
 wl. fwd. = wool forward

p.s.s.o. = pass slip stitch over
 w.o.n. = wool over needle
 w.r.n. = wool round needle

t.b.l. = through the back of the loop
 ch. = chain
 tr. = treble
 s.c. = single crochet
 d.c. = double crochet

l.tr. = long treble (wool over hook twice)
 sl. st. = slip stitch
 sp. = space
 garter stitch = every row plain

When the instructions read, "Cast off 2 stitches, K.2" (or similar stitches), the stitch on the right-hand needle, after casting off, is counted as one stitch.

Wholly Set Up and Printed in Australia

Published with All Rights Reserved by

PATONS & BALDWIN'S LTD.

MELBOURNE BRANCH

84 - 94 Finders Lane

SYDNEY BRANCH

181 Clarence Street

INCHES



"LULLABY"
See page 14

PATONS &
BALDWIN'S

Patches

KNITTING BOOK NO. 216



"MARIGOLD"
See page 15